

NoMorePly®

Fibre Cement Tile Backer Range Overboard

6mm PrePrimed Installation & Technical Data



The Ultimate Surface

Your first choice for the ultimate surface

NoMorePly is a range of high performance fibre cement tile backer boards.

First to offer: Pre-primed boards to help speed up installation.

First to offer: Boards with tongue and groove to four sides for structural floors.

First to offer: A lifetime guarantee when its fixing system is used for installation.

Fibre cement is the best material for use as a tiling substrate: better than chipboard, plywood, plasterboard or Magnesium Oxide (MgO). It's stronger, does not rot, swell, warp or delaminate. It resists water, moisture, mould and pests, plus NoMorePly fibre cement is Euro Class A1, non combustible.

Made from a mix of Portland cement, sand, organic cellulose fibres and water, fibre cement is a modern material that's engineered using an environmentally friendly process.

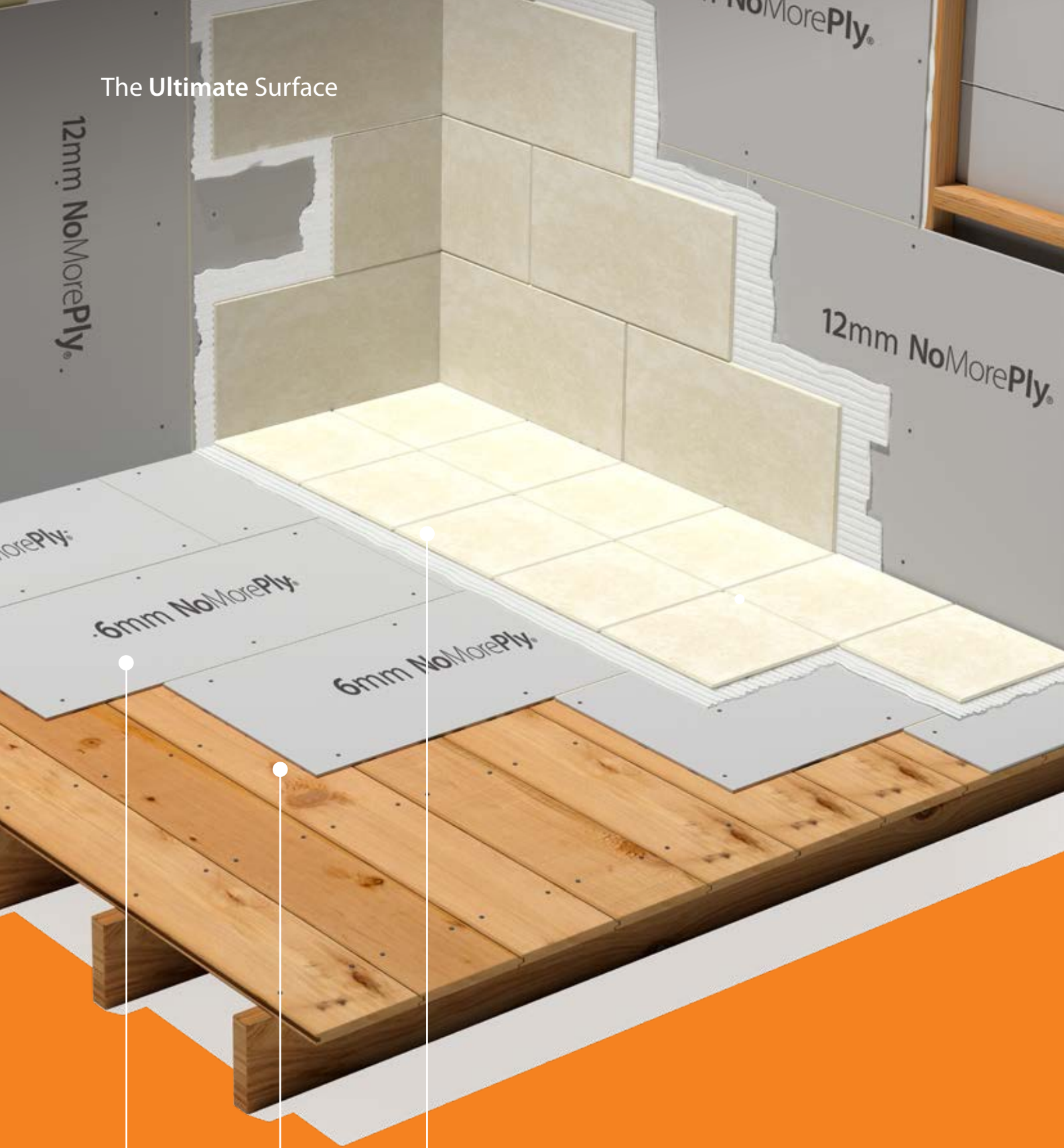
The NoMorePly tile backer range consists of floorboards, wallboards and overboards:

- **22/18mm Floorboards** are tongue and grooved on all four sides and designed to be laid direct to joist. Fibre cement is an excellent conductor of heat making these boards ideal for use with underfloor heating and a good alternative to wet screed.
- **12mm Wallboards** are fixed direct to stud work and are designed to carry the heaviest tiling materials, up to 100kg/m², plus satisfy the latest industry standards for wall tiling substrates.
- **6mm Overboards** are used to strengthen timber floors and overcome deflection without unnecessary floor height build up.

Professionals choose NoMorePly for its high specification, quick and easy installation process and wide availability. It's also the first fibre cement board with a lifetime guarantee, giving everyone complete peace of mind.



The Ultimate Surface



1

2

3

1. Pre-primed 6mm NoMorePly is used to strengthen timber floors by reducing the 'bounce' or deflection, which helps prevent cracked tiles and grout lines.
2. Laid quickly and easily using Mega Strength PU adhesive and just 6 screws per board.
3. Pre-primed, so ready to tile on straight away and no dust.

**QUICK
& EASY**



**STRONGER
BUILD**



**WATER
RESISTANT**



**LIFETIME
GUARANTEE**



**THIN
PROFILE**



6mm Pre-Primed Tile Backer Overboards for the ultimate surface

The launch of 6mm NoMorePly in 2001 revolutionised the way professionals laid floor tiles and as the name suggests, tilers no longer had to rely on plywood as a floor tiling foundation board. Fibre cement boards soon became the industry standard with NoMorePly leading the way as the first to offer a fixing system for a faster fit and a lifetime guarantee for complete peace of mind.

Developed to strengthen timber floors before tiling, NoMorePly prevents tiles and grout lines cracking by removing the 'bounce' or deflection in timber floors caused by the weight of footfall.

6mm NoMorePly is also water resistant, unlike plywood which weakens when damp.

Slim 6mm NoMorePly boards provide the same rigidity and strength as 18mm plywood and so reduce the 'step' into the tiled area. No one wants a step from one room to another.

6mm NoMorePly boards are now primed on one side, another first in the industry. This saves the installer even more time, whilst ensuring best practice.

- 1200 x 600mm (0.72m²)

Properties	Meets British Standard	Water Resistant	Mould Resistant	Non Combustible	Superior Strength	Good Thermal Mass	Termite Resistant	External Use
6mm Plywood	-	-	-	-	-	-	-	-
6mm OSB	-	-	-	-	-	-	-	-
MGO Boards	✓	-	✓	✓	✓	-	✓	✓
Movement Matting	-	✓	✓	-	-	-	-	-
Insulation Board	✓	✓	✓	-	-	✓	-	-
Cement Aggregate	-	✓	-	✓	✓	-	✓	✓
Gypsum based Board	✓	-	✓	-	-	-	-	-
6mm PrePrimed NoMorePly	✓	✓	✓	✓	✓	✓	✓	✓

QUICK
& EASY



STRONGER
BUILD



WATER
RESISTANT



LIFETIME
GUARANTEE



THIN
PROFILE



6mm Pre-Primed Tile Backer Overboards for the ultimate surface

6mm PrePrimed NoMorePly boards are a great choice for use as tile backers. Because of their superior strength and water resistance and because they don't expand or contract even when extremely wet, they've become the professional's first choice when moisture is an issue.


NoMorePly also provides resistance to mould and termites, has good thermal mass, plus can be used both internally and externally, so it's a versatile board. It also meets the British Standard.

Applications include bathrooms, cloakrooms, wetrooms, saunas, steam rooms, hallways, kitchens, any area that needs tiling, needs first a good tile backer. Even outdoor tiled areas.

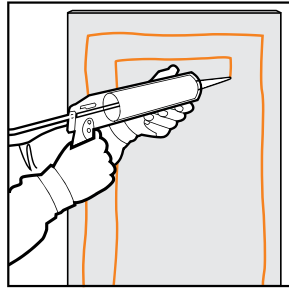




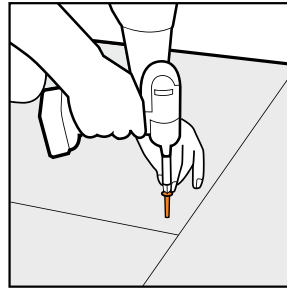
6mm Pre-Primed Tile Backer Installation



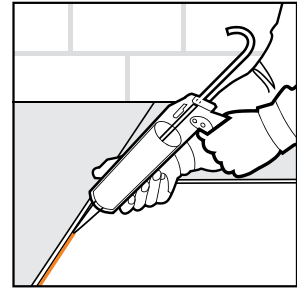
1. Score and snap
Boards can be cut cleanly and easily by scoring one side of the board using a NoMorePly tool, then snapping over a block. For curves and shapes, use tile nippers. Use a PCD Saw Blade to speed up the cutting process.



2. Stick boards to floor
Screw down existing floorboards firmly and sweep clean. You're now ready for NoMorePly. Run two beads of Mega Strength PU adhesive to the back of the board. Always wear gloves provided with the adhesive.



3. Secure with screws
Use 8 x 25mm NoMorePly fibre cement screws per board to secure the board in place. Position the screws 25mm from the edge of the boards. Screws will prevent boards moving as a result of the PU adhesive expanding slightly as it dries.



4. Waterproof the joints
Run a bead of Mega Strength PU adhesive along all edges before the next board is offered up. This reinforces and waterproofs the joints, eliminating the need to tape them. Wipe off excess adhesive using a cloth as you go.



For more information on the essentials please see page 30

6mm Pre-Primed Tile Backer Specifications

General Information

Codes and trade name: 5600 NoMorePly 6mm PrePrimed Tile Backer (1200 x 600mm)

Description: NoMorePly 6mm PrePrimed Tile Backer is perfect for strengthening timber floors before tiling. Due to their fibre cement construction, they prevent tiles and grout lines cracking by removing the 'flex' in timber floors caused by footfall. Slim 6mm boards provide the same strength as 15-18mm plywood and so reduce the 'step' into the tiled area. NoMorePly 6mm PrePrimed Tile Backer is also water resistant, unlike plywood which weakens when damp. Plus, its covered with a lifetime guarantee.

Product Components

Portland cement, cellulose fibres, sand, water and other minor aggregates. The boards fulfil the requirements of resistance, safety, and durability needed in the construction and renovation of buildings, as well as the most stringent environmental regulations. When exposed to moisture, the NoMorePly 6mm PrePrimed Tile Backer doesn't change shape, rot or expand like chipboard, plywood or timber-based materials. Fully compatible with most types of tile adhesives. Please contact our technical department for further compatibility information.

Storage

The boards should be protected from excessive humidity and temperature changes, such as rain, sun, wind and moisture.

NoMorePly 6mm PrePrimed Tile Backer boards must always be stored flat. If boards are stored outside they must always be fully covered with a waterproof tarpaulin.

Acclimatisation

NoMorePly 6mm PrePrimed Tile Backer must be protected from moisture and weather prior to installation. Although they will not deteriorate after installation even if subject to adverse weather conditions or moisture, it is recommended that before the final finish is laid, boards should be thoroughly clean, free from dust and allowed to acclimatise to the final ambient temperature and moisture conditions of the building. Although the boards are Pre Primed, if they have been installed and left without a floor covering we would recommend sweeping clean and applying a coat of NoMorePly Professional Fibre Cement Board Primer mixed 3:1 with water. If piped under floor heating is installed this can be turned on to help with acclimatisation.

Manual Handling

The NoMorePly 6mm PrePrimed Tile Backer is just 1200 x 600mm in size and 6.5kg in weight so can easily be carried one at a time as a single man lift. We would always recommend carrying the boards on their side to avoid the boards bowing or breaking in any way during handling. We would always recommend carrying the boards on their side to avoid the risk of damage during handling.

Properties	Units	Performance
		6mm
Weight	Kg/Board	6.5
Thickness	mm	6mm
Dimensions	mm	1200mm x 600mm
Tolerance	Thickness	+/- 5%
	Dimension	+/- 1mm
	Weight	+/- 5%
Mechanical Characteristics		
Finish	Solid, odourless, pale grey/beige board	
Composition	Organic fibres, sand, cement and water	
Handling & Storage	Store in original packaging in a dry area	
Warranty From Defects	Lifetime guarantee	
Point Loading Information	Maximum tile loading - 60Kg/m ²	
Fire Classification	Class A1	
Health & Safety		
Personal Protection	Dust can be caused when cutting: Always wear a suitable mask	

6mm Pre-Primed Tile Backer Q&A's

6mm Overboards

1. Can 6mm NoMorePly be used to overboard a stud partition wall?

Yes, as long as you ensure that it is adequately supported. There must be a support on all four sides of each board, and a support in the middle of each board. Often this means that you will need to add a few extra noggins to your existing stud partition. Once the partition has been adapted to suit the dimensions of the 6mm boards (1200 x 600mm) you can follow the same instructions as for the 12mm boards. The 6mm boards will hold the same weight of tiles as the 12mm boards but they have a lower 'screw spoil strength' so for example you would need to provide a 'pattress' behind the 6mm boards when fixing a towel rail to the wall.

2. Which way round do I lay the 6mm NoMorePly PrePrimed board?

Please lay the board writing side up. You will see the text on the middle of the board, please have this facing up when you lay the board. If you are however, laying your board onto a concrete floor, please ensure the writing is face down and you will need to prime the opposite side.

3. What is 6mm PrePrimed NoMorePly made of?

NoMorePly is a fibre cement board and is made from organic fibre, sand, cement, and water. The exact mix of these ingredients is crucial to ensure a firm, strong, water-resistant board is produced that is suitable to withstand heavy tiles and moisture. NoMorePly contains NO harmful fibres but we would always recommend using a dust mask when cutting.

4. Does 6mm NoMorePly need priming?

No, the 6mm NoMorePly boards come PrePrimed. This additional feature of the NoMorePly boards provides a dust-free, water-resistant, and clear surface on which to tile. The boards are only primed on the printed side so the boards should always be installed so the primed side is being tiled. If the boards have been installed for more than 1 week before tiling starts and the board has become dusty and scratched, we would suggest applying one coat of SBR Primer, mixed 3:1 with water (3 parts water, 1 part SBR).

5. Can you tile onto plywood?

In accordance with British Standards, the short answer is no. Many tilers over years have used plywood as a substrate on which to tile. However, over recent years the quality of plywood has decreased, and the weight of tiles and tile

adhesive has increased meaning that British Standards state that a minimum of 15-18mm plywood should be used, on top of any existing floorboards or chipboard before tiling. The quicker, cheaper, and easier way is to use the 6mm PrePrimed NoMorePly. This will provide a 6mm build height and has been tested to provide the same strength as a 15-18mm plywood. NoMorePly will remove the bounce in the floor, eliminating the risk of cracked tiles and grout joints.

6. Do I need to use Mega Strength on the 6mm NoMorePly boards?

Yes. All the main NoMorePly installation methods involve the use of MegaStrength adhesive, and it is a crucial part of the installation system. We offer a lifetime guarantee based upon the results of the extensive testing performed on these products.

7. Can 6mm NoMorePly be installed direct to joists?

No. The 6mm boards are primarily designed to overboard timber floors to add additional strength and remove the bounce from the floor. For direct to joist applications, you would need to use the 18mm or 22mm TG4 NoMorePly.

8. Can 6mm NoMorePly be used with under floor heating?

Yes, the excellent thermal mass of Fibre Cement means it works perfectly with both electric and water under floor heating systems. For specifics on your application please speak to one of our technicians.

9. How do I cut 6mm NoMorePly?

The easiest and fastest method is to use the NoMorePly, tungsten tipped scoring tool. Two or three scores of the board is normally enough to provide a clean, straight line on which to snap the boards. For cutting around pipes we would recommend using tile nippers.



The Ultimate Surface

Product Descriptions

NoMorePly Fibre Cement Board Screws

38mm & 25mm Fibre Cement board screws are the perfect fixing method for the 12mm and 6mm boards. Their unique self tapping tip and self-countersinking head mean they're not only fast to install but sit completely flush with the surface of the board. Their high quality zinc plating means they are suitable for use in wet areas such as bathrooms, wetroom and kitchens.



Product Code	Description	Quantity
5647	38mm (box of 50)	18
5652	38mm (box of 200)	18
5626	25mm (box of 50)	18
5631	25mm (box of 200)	18

NoMorePly Fibre Cement Floor Screws

50mm Flooring screws are designed to fix down both the 18mm and 22mm TG4 boards. They come with a fast cutting tip designed for fibre cement, self countersinking head for fast install and provide a solid and structural fixing for the the NoMorePly flooring system.



Product Code	Description	Quantity
5650	50mm (box of 250)	10

NoMorePly Adhesives

Polyurethane adhesive is recommended for fixing NoMorePly boards in conjunction with NoMorePly screws. It gives an exceptionally high bond strength and foams slightly on application to fill small gaps.

NoMorePly Slow Set Mega Strength

The polyurethane adhesive offers a 30 minute set time. When installing the 22 and 18mm TG4 Flooring system it is important to allow enough time to move the boards into place before the glue sets. This adhesive comes in a 600ml foil, and will supply enough glue to install 10-12 TG4 boards, as well as allowing you to dispose of the empty foil in an eco friendly way.



Product Code	Description	Quantity
5663	600ml Foil	24

NoMorePly Fast Set Mega Strength

The adhesive is a crucial part of our NoMorePly system and is designed for use when installing the 6mm PrePrimed boards and 12mm boards onto walls and floors. It sets in just 5 minutes and has a water free formulation ensuring that it doesn't foam excessively but it will expand to fill any small gaps beneath the boards. As it is 100% waterproof, it is an excellent jointing solution in all areas including bathrooms and wetrooms.



Product Code	Description	Quantity
5620	310ml Tube	12

NoMorePly Carbide Tipped Scoring Tool

This professional tool is a superior grade and designed for heavy duty use. The carbide blades will significantly outlast ordinary scoring blades, providing you with better results and greater ease of use. Used for cutting NoMorePly boards by 'scoring and snapping' making them very fast to lay. The tungsten-coated double tips scores the cement board with ease. Doubles up as an excellent grout removal tool.



Product Code	Description	Quantity
5630	-	12

NoMorePly Professional Fibre Cement Board Primer

A Latex based waterproof primer. It is used to seal the surface of NoMorePly boards to improve the bonding strength of the tile adhesive. It helps to reflect heat which enhances the insulation value of NoMorePly to make it ideal for use with underfloor heating. It provides a waterproof coating to make it ideal for use in wetrooms and bathrooms.



Product Code	Description	Quantity
3019	1ltr Bottle	10
3018	5ltr Bottle	1

NoMorePly Professional Fibre Cement Board Cutting Blade

The STS Polycrystalline Diamond blades are perfect for fast and accurate cutting of Fibre Cement Boards. The diamond tipped teeth increase the blade life, ensure a clean cut every time and reduce dust. Wherever possible, use a dust extractor with a suitable filter. For a perfect cut set the cutting depth to 5mm more than the material thickness and cut in a straight line. The two sizes of the blades (160mm and 180mm) work perfectly with all makes of circular saw and each blade comes with a reducing bush for the centre to ensure it holds firm in the saw.



Product Code	Description	Quantity
6316	160mm	1
6318	180mm	1

Lifetime Guarantee

One of the great things about the NoMorePly System is its Lifetime Guarantee. This means that providing the boards are installed correctly, onto an adequate substrate and using our NoMorePly fixing essentials as shown in this guide you can have complete peace of mind as your project is covered by us.

For more specific information on our guarantees please contact our technical department on: **01132 022 010**

The Ultimate Surface

STS is a specialist manufacturer and UK based distributor of fibre cement boards and fixing essentials. As a respected provider in the UK construction industry, STS is proud to hold to our core values to be Industrious, Cheerful, Creative and hold to Sound Family Values.

The driving force behind the STS team is not merely to meet industry standards, but to exceed and redefine them, and in doing so, bring our customers and installers a clear competitive advantage.

Whilst holding to our values, innovating and providing our customer with excellent customer service we are also constantly working to improve our Corporate Social Responsibility and Employee Welfare.

For sales or advice on installation

Call: 0113 2022 010

Visit: nomoreply.co.uk

Lines open: Monday to Friday 7am - 5pm

NoMorePly[®]

STS

